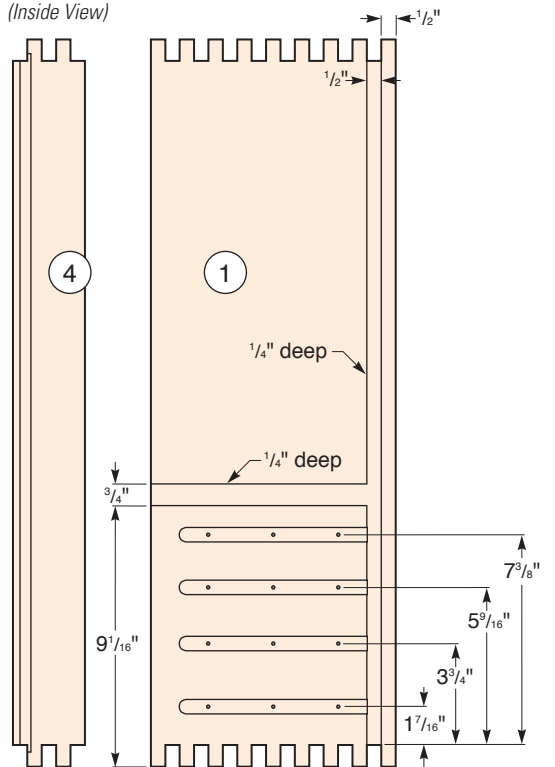


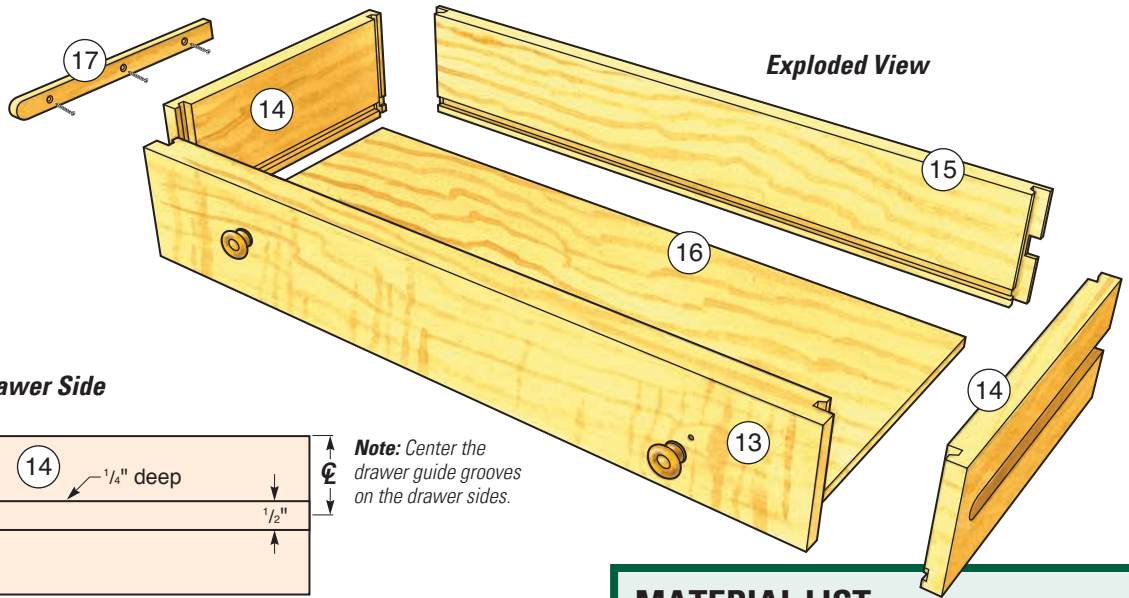
Exploded View

MATERIAL LIST

	T x W x L
1 Cabinet Sides (2)	3/4" x 8 1/2" x 25 1/4"
2 Cabinet Top, Bottom (2)	3/4" x 8 1/2" x 18"
3 Door Rails (4)	3/4" x 2 1/2" x 9"
4 Door Stiles (4)	3/4" x 2 1/2" x 25 1/4"
5 Back Panel (1)	1/2" x 17" x 24 1/4"
6 Door Panels (2)	3/8" x 8" x 24 1/4"
7 French Cleats (2)	1/2" x 3 3/4" x 16 1/2"
8 Divider (1)	3/4" x 7 1/2" x 17"
9 Hinges (2)	1 1/16" x 2 3/4" Piano

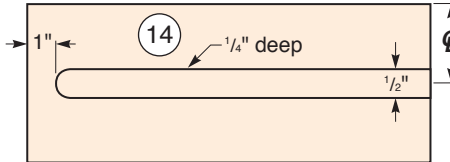
Door and Side
(Inside View)





Exploded View

Deep Drawer Side
(Side View)



Note: Center the drawer guide grooves on the drawer sides.

MATERIAL LIST

	T x W x L
10 Shallow Drawer Faces (3)	3/4" x 1 3/4" x 16 7/16"
11 Shallow Drawer Sides (6)	1/2" x 1 3/4" x 7"
12 Shallow Drawer Backs (3)	1/2" x 1 3/4" x 16 7/16"
13 Deep Drawer Face (1)	3/4" x 2 3/4" x 16 7/16"
14 Deep Drawer Sides (2)	1/2" x 2 3/4" x 7"
15 Deep Drawer Back (1)	1/2" x 2 3/4" x 16 7/16"
16 Drawer Bottoms (4)	1/4" x 6 5/8" x 15 13/16"
17 Drawer Guides (8)	9/32" x 1/2" x 6 1/2"
18 Foam Drawer Liners (4)	1 1/8" x 6 3/16" x 15 1/16"